



Livermore Valley Joint Unified School District

Grades 4-5
Spring 2024



Report created by
Panorama Education



Summary

Topic Description	Results	Benchmark
Sense of Belonging How much students feel that they are valued members of the school community.	66% ▼ 5 since last survey	 60th - 79th percentile compared to others nationally
Teacher-Student Relationships How strong the social connection is between teachers and students within and beyond the classroom.	76% ▼ 4 since last survey	 80th - 99th percentile compared to others nationally

1,178 responses



Sense of Belonging

Your average

66%

1,178 responses

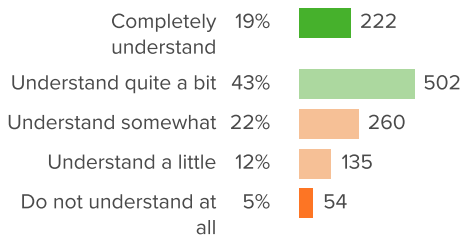
Change

▼ **5**

since last survey

How did people respond?

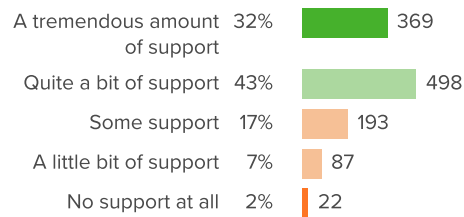
Q.1: How well do people at your school understand you as a person?



▼ 4 from last survey

Favorable: **62%**

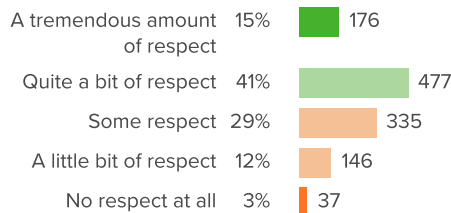
Q.2: How much support do the adults at your school give you?



▼ 5 from last survey

Favorable: **74%**

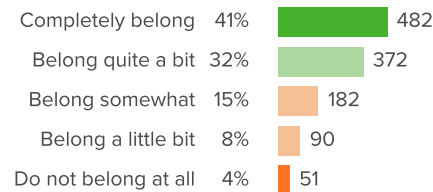
Q.3: How much respect do students at your school show you?



▼ 6 from last survey

Favorable: **56%**

Q.4: Overall, how much do you feel like you belong at your school?



▼ 5 from last survey

Favorable: **73%**



Teacher-Student Relationships

Your average

76%

1,178 responses

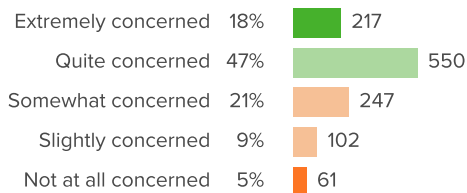
Change

▼ **4**

since last survey

How did people respond?

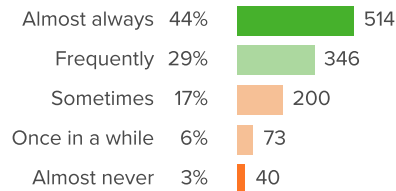
Q.1: If you walked into class upset, how concerned would your teacher be?



▼ **2** from last survey

Favorable: **65%**

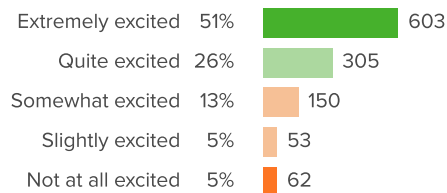
Q.2: When your teacher asks, "How are you?", how often do you feel that your teacher really wants to know your answer?



▼ **6** from last survey

Favorable: **73%**

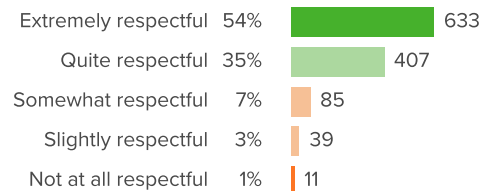
Q.3: How excited would you be to have your teacher again?



▼ **7** from last survey

Favorable: **77%**

Q.4: How respectful is your teacher towards you?



▼ **2** from last survey

Favorable: **89%**